



DATE BOX



DATE BOX



KID DATE BOX BOX LABELS

DESIGNED BY
WWW.MESSESTOMEMORIES.COM
EXCLUSIVELY FOR THE DATING DIVAS



HEAD, BODY & FEET

HEAD

BODY




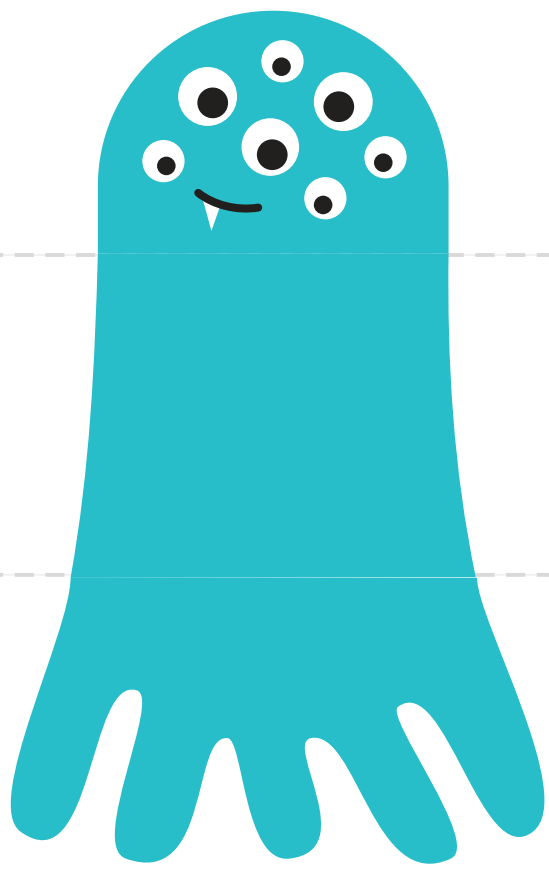

FEET

HEAD, BODY & FEET

HEAD


BODY

FEET




MISMATCHED MONSTERS

DESIGNED BY WWW.MESSESTOMEMORIES.COM
EXCLUSIVELY FOR THE DATING DIVAS



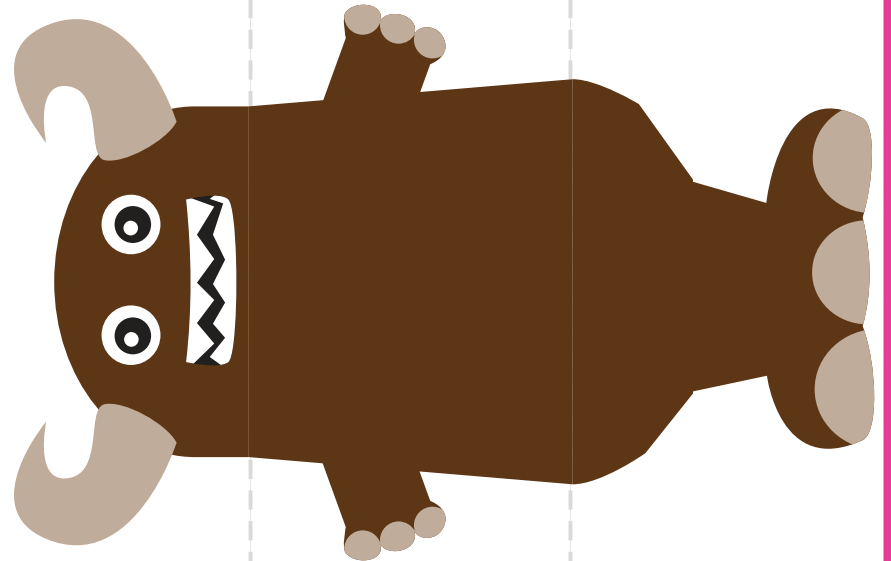

MISMATCHED MONSTERS

INSTRUCTIONS:
Cut out each piece and
let your little one mix
and match to create their
own monsters!



MISMATCHED MONSTERS

DESIGNED BY WWW.MESSESTOMEMORIES.COM
EXCLUSIVELY FOR THE DATING DIVAS



HEAD, BODY & FEET

DESIGNED BY WWW.MESSESTOMEMORIES.COM
EXCLUSIVELY FOR THE DATING DIVAS

HEAD, BODY & FEET

INSTRUCTIONS: Fold the paper along the lines. The first person draws everything from the head down to the neck in the "Head" section. The neck is faintly drawn on the dividing line to show the first person where to end, and the second person where to begin. Without peeking, the second person continues from the neck, to the body, down to the beginning of the legs. A faint outline of where the legs begin is on the second dividing line. Pass the folded guide back to the first person (or a third person) to draw in the legs and feet. Unfold the paper to reveal your new creation!

HEAD, BODY & FEET

HEAD

BODY

FEET