

INSTRUCTIONS:

TO ASSEMBLE YOUR INVITATION, CUT OUT BOTH SETS OF FOOTBALLS. APPLY ADHESIVE TO THE INSIDE OF THE EXPOSED NOTCH. LINE UP THE TOP OF THE SECOND FOOTBALL WITH THE TOP OF THE NOTCH AND PRESS TO ALLOW THE ADHESIVE TO STICK. FOLD THE TOP DOWN TO CREATE THE FOOTBALL INVITE.

← NOTCH

PRINTABLES DESIGNED BY ELIZABETH EDWARDS
EXCLUSIVELY FOR THE DATING DIVAS


JOIN US FOR A

FLAG FOOTBALL
game!

WHEN:

WHERE:

RSVP:



FLAG FOOTBALL

game

CHECKLIST & RULES

SUPPLIES

- FOOTBALL
- PRINTABLE FLAGS
- SNACKS
- WATER
- REFEREE



RULES

A COIN-TOSS WILL DETERMINE WHICH TEAM WILL KICK-OFF FIRST.

ALL PLAYERS MUST WEAR AN EXPOSED FLAG BELT. IF A FLAG IS PULLED, THAT PLAYER IS 'DOWN' AND THE BALL IS 'DEAD.'




THE BALL CAN BE CARRIED, THROWN, OR KICKED UP FIELD.

EACH TEAM HAS 4 DOWNS TO EITHER MOVE THE BALL 10 YARDS OR SCORE A TOUCHDOWN (6 POINTS).

TEAM 1 FLAGS



TEAM 2 FLAGS





WATER BOTTLE WRAPS