

Thanks for downloading! We hope that you
LOVE YOUR PRINTABLE!



Find us on
social media!



GET OUR 7 DAYS OF LOVE PROGRAM FOR FREE!


Get ready to have a great time learning how to love your spouse! What's that, you already know how? Well, The Dating Divas are here to give you a whole new perspective on delighting your better half with our incredible 7 Days of Love Program... and its absolutely free when you sign up for our newsletter!

Each day, for the next 7 days, you'll get a super-easy and fun way to connect with your spouse. At the end of this week, no matter how well you thought you knew your spouse, you'll have a whole new way of looking at the ways in which they love to be loved!

CLICK HERE TO SIGN UP!

the
DATING  **DIVAS**


STRENGTHENING MARRIAGES, ONE DATE AT A TIME



PI DAY

Date Idea

PRINTABLES DESIGNED BY ELIZABETH EDWARDS
EXCLUSIVELY FOR THE DATING DIVAS



Let's Celebrate


PI DAY!

DATE:
MARCH 14TH


TIME:

(Come hungry!)

INVITATION



Pi Day



TASTE SCORECARD

TYPE OF PIE	APPEARANCE	SMELL	CRUST	FILLING	OVERALL SCORE

PIE TASTING ACTIVITY SCORECARD

PIE TASTING Guidelines

Buy or make at least 3 different types of pie. Cut a slice of each and use the criteria below and your rating card to judge which slice is best!



APPEARANCE

What does the pie look like? Is it vibrant in color or dull? Even or lopsided? Professionally made or home baked? Score is out of 10 pts.

SMELL

What does the pie smell like? Is it strong or mild? Does it smell fresh? What are the key fragrances? Score is out of 10 pts.

CRUST


What is the crust like? Is it flaky or gooey? Underbaked or overcooked? Does the flavor complement the filling? Score is out of 10 pts.

FILLING


What does the filling taste like? Is it too sweet or savory? Are the ingredients cooked through? Does the filling complement the crust? Score is out of 10 pts.

PIE TASTING ACTIVITY GUIDELINES

YOU ARE
the apple
OF MY PIE




YOU BAKE
ME SMILE




You're my
CUTIE PIE



I WANT A
PIECE OF YOU





1. Roll the dice.
2. Double the number that you rolled.
3. Find that number on the board and cover it with a token or marker of some kind.
4. Now it's your sweetie's turn!
5. The first person to get five in a row wins!




2	4	10	6	10
10	6	2	12	6
12	4	2	4	10
4	12	2	2	10
12	12	6	8	4



START

1. Roll the dice.
2. Use a ruler to measure out the number of centimeters you rolled. Mark where you land on the track!
3. It's your sweetie's turn!
4. Play continues until someone reaches the FINISH line.



FINISH