


NAME SLIPS





February is finally here,
And Valentine's is drawing near!

Just 14 days between now and then
Which means it's that time of year again!

Covert Cupids will sneak about;
Acts of kindness they will deal out!

Everyday a new deed will be done,
And lucky-you gets to join in the fun!

Tonight is when all the games will start.
Come draw a name so you can play your part!

Valentine's Day is about showing love,
But remember Cover Cupids do acts
they don't speak of!

Sincerely Yours,
Cupid



Covert Cupid RULEBOOK

- 1 Make sure that you do something special for your assigned family member everyday!
- 2 Remember that you are on special assignment from Cupid himself!
- 3 Try to think of something that would really make the other person smile and know that they are LOVED!
- 4 Don't forget that to be a Covert Cupid means that you are undercover or doing something secret! Be sure not to let anyone find out whose Covert Cupid you are!
- 5 Try to do a different act of kindness each day!
- 6 Remember that as a Covert Cupid you are supposed to be sending this person lots of love! This means that it is okay to do more than one act of kindness a day!

*{It is also okay to show extra love to
EVERYONE in the family and not
just who you drew!}*





40 Covert Cupid

IDEAS FOR THE FAMILY

1. Fold and/or put away their laundry.
2. Make them their favorite treat.
3. Give them the remote control for the day.
4. Send them a text just to say hi.
5. Shovel the walkways.
6. Leave a treat in the pantry or fridge just for them.
7. Clean their room.
8. Get them a small new toy.
9. Leave them a note of the things you love most about them.
10. Read them a book.
11. Color them a picture.
12. Write them a note telling them why you love having them in the family and why they make your family better! *{maybe even fold it up into a fun origami}*
13. Pack their school lunch for them.
14. Make their bed.
15. Pick up their toys.
16. Organize their dresser drawers.
17. Give them a back rub.
18. Make them a cup of cocoa.
19. Hide something in their backpack for them to find at school.
20. Do a chore for them {dishes, sweep the floor, set the table, etc.}
21. Leave a treat on their pillow.
22. Make breakfast for them.
23. Leave them a few dollars to buy their favorite treat that day.
24. Play their favorite game with them.
25. Plan a short scavenger hunt full of small treats for them.
26. Help them do a school project.
27. Leave them a message on the mirror.
28. Give them a candy bar message.
29. Let them have your computer/tv time for the day.
30. Let them pick a movie to watch together.
31. Decorate a placemat for them for the dinner table.
32. "Heart attack" their bedroom.
33. Slip their favorite treat into their shoes.
34. Give them at least 2 compliments that day.
35. Tell them a funny story or joke {the goal being to get them to laugh.}
36. Make the family dinner.
37. Babysit the younger siblings.
38. Fill their bed full of their favorite candy so they only see it once they pull down the covers.
39. Share one of your toys that they really like with them for the day.
40. Let them play with you and your friends.



You've been "struck" by your
Covert Cupid!



You have been
LOVED!



Someone did something
extra special
for you today!



Cupid strikes again!



You've been "struck" by your
Covert Cupid!



YOU HAVE BEEN
Cupid-ified!



You have been
LOVED!



Cupid strikes again!



Covert Cupid

A Family Valentine's Day Tradition!

Welcome to the Cupid Club! You have now officially signed your entire family up to be a Covert Cupid this February! The basic idea of a Covert Cupid is to secretly do an act of kindness for an assigned family member each day for the first 14 days of February. This activity will help everyone in the family be included in some Valentine's Day fun and help them show some extra love to their family members along the way!

In order to prep this activity you will need to print off the Covert Cupid pack and cut out all of the printables. Depending on the size of your family you may need to print multiples of some of the pages so that you have the correct amount. Below is a list of the provided printables and how each one should be used:

NAME PAPERS: These are to write the family's names on for everyone to draw from a bowl and see whose Covert Cupid they will be for the next 14 days!

RULES: This will need to be printed and posted in the house *{possibly even framed}* so that everyone can see the rules for being a Covert Cupid!

IDEA LIST: This list will also be printed and posted up somewhere everyone can see it so they can reference it for ideas if they need them!

CARDS TO LEAVE AT THE SCENE: You will want to print off multiple copies of this page. *{I would suggest printing the multiple pages so that there are plenty for the family to grab when they need one!}* These will be placed out where everyone has access to them. It would be a great idea to put these, the rules printable, the idea list printable, and the countdown all in one place! These cards are to "leave at the scene" of where you did the act of kindness for your family member. If the act would be obvious if you left the note/there isn't really a way to leave them the note without them knowing it was you then you could just leave one on their pillow to find that night. This way they still know that one of the kind acts that was performed for them that day was done by their Covert Cupid.

CHECK LIST: Each member of the family will get one of these on the first day to help them remember to do something every day.

INVITATION: This is an official invite from Cupid himself inviting the family to become Covert Cupids for the next two weeks!!

MASTER LIST: This is a special paper for mom and/or dads eyes only! If you have small kiddos in your family they tend to forget things easily, or if you are trying to help more than one younger child, you yourself may get a little confused. This printable is a master list of who has who just in case anyone forgets!

LOVE NOTES: Cute cards to write a message on! One of the options on the idea list is to write a love note to the family member to tell them what you love about them! This printable is provided for you to use for the note!

COUNT DOWN: This printable is designed to help you count down the days until Valentine's. Once framed you can use a dry erase marker to write on the glass showing how many days are left until Valentine's!

BRACELET: The bracelets are for the young children in the family. By becoming a Covert Cupid you are officially joining the Cupid Club! The bracelet is just to help get the kiddos excited about being in the club. *{Bracelets can be laminated so that they last the entire 14 days. Velcro dots can also be added so that they are easily removable at bath time!}*

Most of these can be reused from year to year, the only ones that would need to be reprinted each year are the name cards to draw from, the love note cards, check lists, master list and bracelets. If you wanted to laminate these items {so that they could be written on with a dry erase marker and wiped off at the end of the activity} even some of them may be able to be used multiple years!






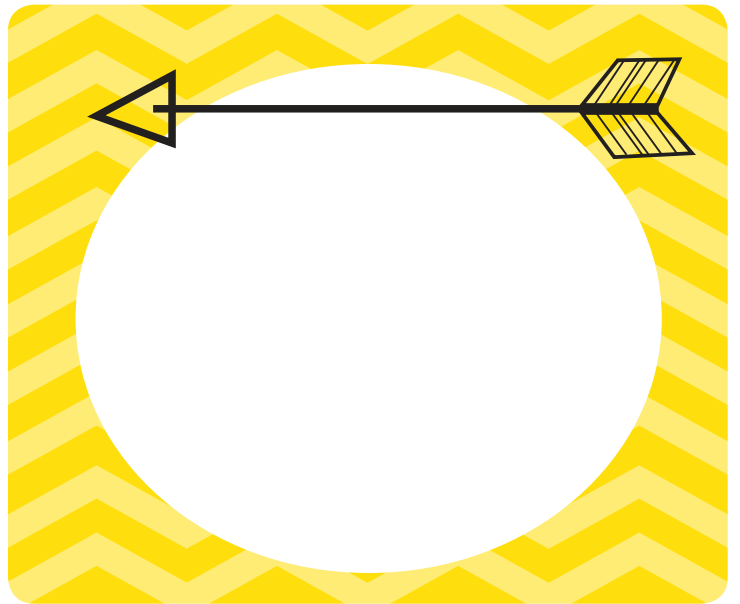



← → MASTER LIST → ←

COVERT CUPID

RECIPIENT



LOVE NOTES





ONLY



MORE DAYS UNTIL

Valentine's!





Covert Cupid

CHECKLIST

Valentine's Day is about showing love,
but remember Covert Cupids
do acts they don't speak of!

- 1 2 3 4
- 5 6 7 8
- 9 10 11 12
- 13 14



Covert Cupid

CHECKLIST

Valentine's Day is about showing love,
but remember Covert Cupids
do acts they don't speak of!

- 1 2 3 4
- 5 6 7 8
- 9 10 11 12
- 13 14

